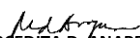



STATEMENT OF RECEIPTS AND EXPENDITURES  
CY 2020  
Province, City or Municipality: LUNA

Particulars (1)	Account Code (PGCA)	Actual Year 2018	Current Year 2019			Budget Year 2020
			First Semester	Second Semester	Total	
<b>RECEIPTS</b>						
I. Beginning Cash Balance		132,123,678.05			132,123,678.05	150,682,348.25
II. Receipts						
A. Local Sources						
1. Tax Revenue						
a. Real Property Tax (RPT)						
i. Basic RPT		723,138.14	372,343.43	645,990.51	1,018,333.94	530,050.12
ii. Special Education Fund		903,922.68	374,280.61	716,339.44	1,090,620.05	662,562.66
b. Business Tax		2,212,403.19	2,244,195.75	2,592,399.13	4,836,594.88	2,512,697.19
c. Other Local Taxes		385,900.16	332,055.99	428,345.01	760,401.00	373,894.12
Total Tax Revenue		<b>4,225,364.17</b>	<b>3,322,875.78</b>	<b>4,383,074.09</b>	<b>7,705,949.87</b>	<b>4,079,204.09</b>
2. Non Tax Revenue						
a. Regulatory Fees		2,200,000.00	2,055,209.30	2,696,116.89	4,751,326.19	2,100,089.79
b. Service/User Charges		3,443,683.42	1,123,529.62	1,646,590.15	2,770,119.77	2,745,870.83
c. Receipts from Economic Enterprise		1,354,118.08	561,868.75	1,348,331.37	1,910,200.12	1,399,418.50
d. Other Receipts		27,655.50	4,542.50	8,982.00	13,524.50	29,203.00
Total Non Tax Revenue		<b>7,025,457.00</b>	<b>3,745,150.17</b>	<b>5,700,020.41</b>	<b>9,445,170.58</b>	<b>6,274,582.12</b>
Total Local Sources						
B. External Sources						
1. Internal Revenue Allotment		148,811,729.04	81,778,380.00	81,778,384.00	163,556,764.00	184,004,913.00
2. Share from GOCCs (PAGCOR and PCSO)						
3. Other Shares from National Tax Collection						
a. Share from Ecozone		-	-	-	-	-
b. Share from EVAT		-	-	-	-	-
c. Share from National Wealth		-	-	-	-	-
d. Share from Tobacco Excise Tax		-	-	-	-	-
4. National Government Transfer						
5. Inter-Local Transfer						
6. Extraordinary Receipts / Grants / Donation / Aids						
Total External Sources						
C. Non-Income Receipts						
1. Capital Investment Receipts						
a. Proceeds from Sale of Assets		-	-	-	-	-
b. Proceeds from Sale of Debt Securities of Other Entities		-	-	-	-	-
c. Collection of Loans Receivables		-	-	-	-	-
Total Capital Investment Receipts		-	-	-	-	-
2. Receipts from Loans and Borrowings						
a. Acquisition of Loans		-	-	-	-	-
b. Issuance of Bonds		-	-	-	-	-
Total Receipts from Loans and Borrowings		-	-	-	-	-
Total Non-Income Receipts		-	-	-	-	-
Total Receipts						
<b>EXPENDITURES</b>						
I. General Fund						
a. General Services		68,118,663.63	29,930,795.32	73,054,809.36	102,985,604.68	72,688,203.50
b. Economic Services		7,598,720.91	4,084,316.77	9,200,677.30	13,284,994.07	12,723,895.53
c. Social Services		19,514,753.22	6,630,092.96	21,610,052.78	28,240,145.74	36,242,868.70
d. Debt Services		-	-	-	-	-
II. Special Education Fund		983,406.12	691,494.05	1,628,849.46	2,320,343.51	
III. Trust Fund from National Government Transfers						
Total Expenditures		<b>96,215,543.88</b>	<b>41,336,699.10</b>	<b>105,494,388.90</b>	<b>146,831,088.00</b>	<b>121,654,967.73</b>
Ending Cash Balance		<b>172,173,056.34</b>			<b>181,856,690.61</b>	<b>214,452,076.93</b>


Prepared by:

Approved by:

  
MERCEDITA D. ANAPEN  
Local Treasurer

  
JOSEPHINE M. BANGSIL  
Local Chief Executive

  
GREG L. BARIA JR.  
Local Accountant

  
TERESA H. BULLAOIT  
Local Budget Officer